

Series ADMW

Direct Mount Cylinder/Double Acting Double Rod


Bore Size : $\phi 10$, $\phi 16$, $\phi 20$, $\phi 25$



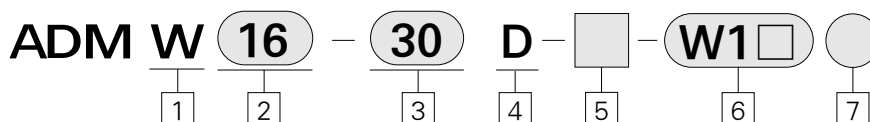
- SPACE SAVING COMPACT DESIGN
- MULTIPLE MOUNTINGS
- NON-ROTATING ROD TYPE AVAILABLE
- NON LUBRICATED SERVICE STANDARD

Symbol

Double Rod



How to Order



1 Double Rod Type

2 Bore Size(mm)

10 : $\phi 10$
 16 : $\phi 16$
 20 : $\phi 20$
 25 : $\phi 25$

3 Cylinder Stroke

$\phi 10, 16$: 5, 10, 15, 20, 25, 25, 30
 $\phi 20, 25$: 5, 10, 15, 20, 25, 25, 30, 40, 50

4 Acting

D : Double Acting

5 Order Made Option

Blank : Standard
 XC16 : Copper-Free

6 Auto Switch Available

Blank : Without Auto Switch
 W1H : Solid State Switch
 (DC 24V)- 3wire
 W13 : Reed Switch
 (DC 24V, DC 100V)

※ Standard Auto Switch lead wire length is 1m.
 3m leads available on all models by adding a
 "L" suffix to the part number.
 Example) W1H → W1HL

7 Number of Auto Switch

Blank : 2pcs.
 S : 1pc.

ACP

UACP

AX

AS

AM

AL
 ALX

UARD

UAQ

AJ

AG

UAG

ADM

ADR

AMR

UAMR

AST

W~

Standard Specifications

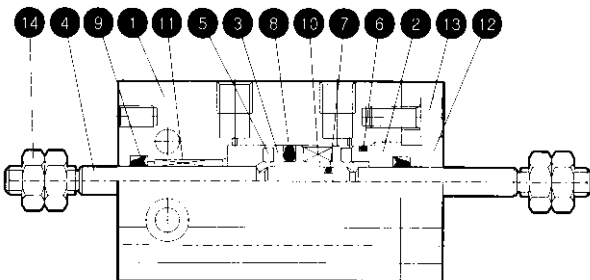
Fluid	Air
Proof pressure	10.5kgf/cm ² {1.05Mpa}
Max. operating pressure	7kgf/cm ² {0.7Mpa}
Ambient and fluid temperature	5~60℃
Lubrication	Not required
Cushion	Both Sides RUBBER Cushion
Rod end thread	Male thread
Thread tolerance	KS 2 Class
Stroke allowance	+1.0 0
Mounting	Basic type

Minimum Operating Pressure (kgf/cm²)

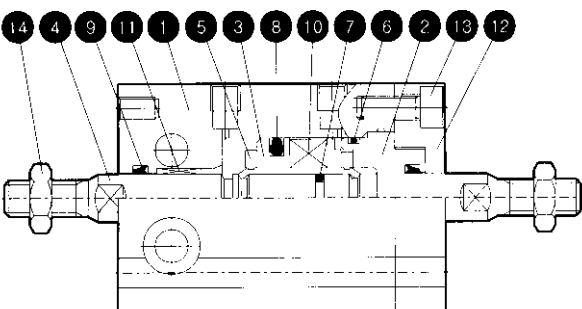
Bore size	φ10	φ16	φ20	φ25
Min. operating pressure	1.0	1.0	0.8	0.8

Construction/Parts List

ADMW φ10, φ16



ADMW φ20, φ25

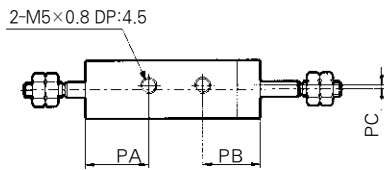


Parts List

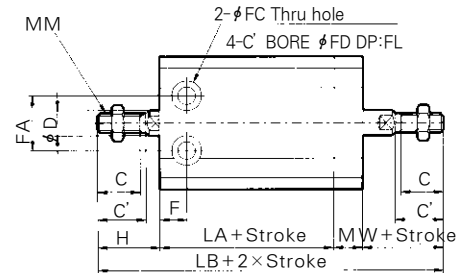
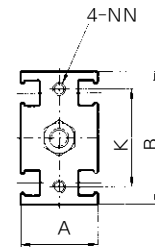
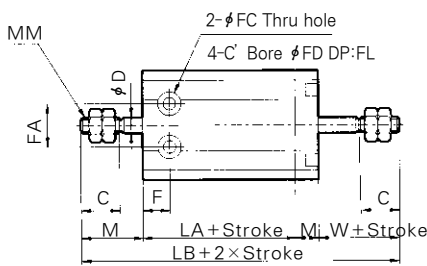
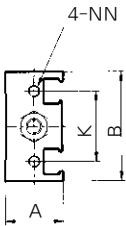
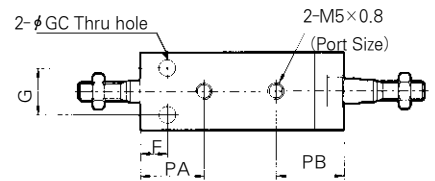
No.	Description	Material	Note
①	Cylinder Tube	Aluminum alloy	Hard alumite
②	Rod Cover	Aluminum alloy	Hard alumite
③	Piston	Brass	φ10
		Aluminum alloy	φ16~φ25 Cromate
④	Piston Rod	Stainless steel	
⑤	Bumper	Urethane	
⑥	Head Cover Gasket	NBR	
⑦	Piston Gasket	NBR	
⑧	Piston Packing	NBR	
⑨	Rod Packing	NBR	
⑩	Magnet	-	
⑪	Bush	Sintered oil bearing alloy	
⑫	Retainer	Aluminum alloy	
⑬	Hexagonal Head Cap Screw	Carbon steel	
⑭	Rod End Nut	Carbon steel	

Double Acting/Double Rod Type(ADMW)

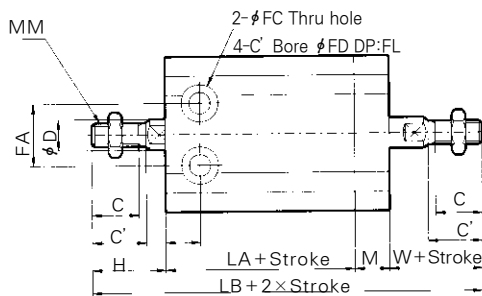
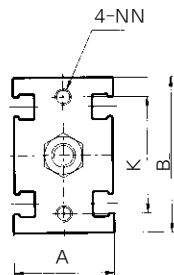
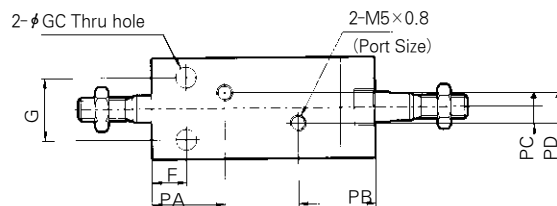
ADMW10



ADMW16



ADMW20
ADMW25



(Unit: mm)

Bore size	A	B	C	C'	D	F	FA	FC	FD	FL	H	K	M	G	GC	MM	NN	PA	PB	PC	PD	W	LA	LB
φ 10	15.2	28	10	-	4	7	11	3.2	6	5	16	18	6	-	-	M3×0.5	M3×0.5 DP:5	16.5	15	1	-	16	35	73
φ 16	20	34	11	12.5	6	7	14	4.3	7.6	6.5	16	25	7.5	12	4.3	M5×0.8	M4×0.7 DP:6	16.5	17.5	-	-	16	40	79.5
φ 20	26	40	12	14	8	9	16	5.3	9.3	8	19	30	9	16	5.3	M6×1.0	M5×0.8 DP:8	19	20	4	8	19	44	91
φ 25	32	50	15.5	18	10	10	20	5.3	9.3	9	23	38	9	20	5.3	M8×1.25	M5×0.8 DP:8	21.5	22	4.5	9	23	48	103

- ACP
- UACP
- AX
- AS
- AM
- AL
- ALX
- UARD
- UAQ
- AJ
- AG
- UAG
- ADM
- ADR
- AMR
- UAMR
- AST
- W~